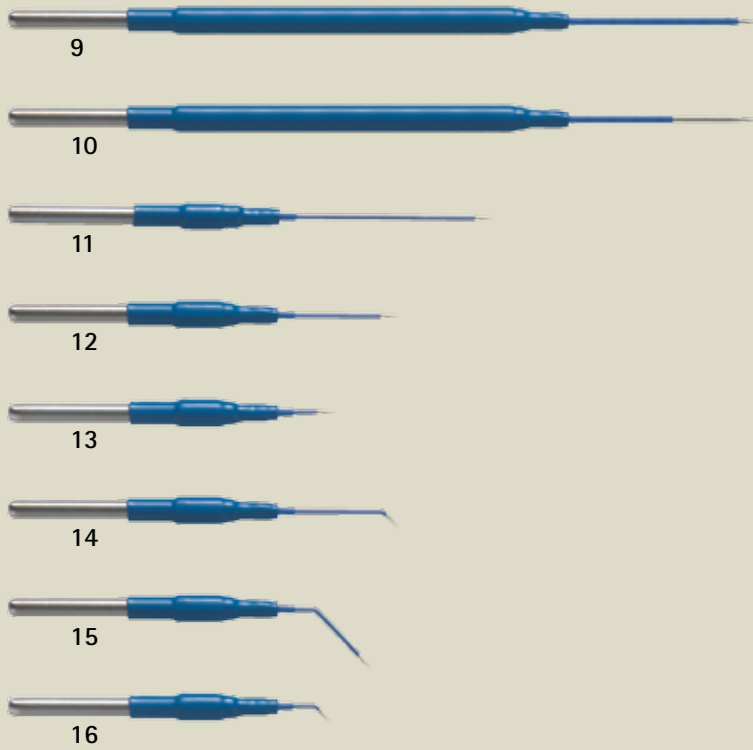
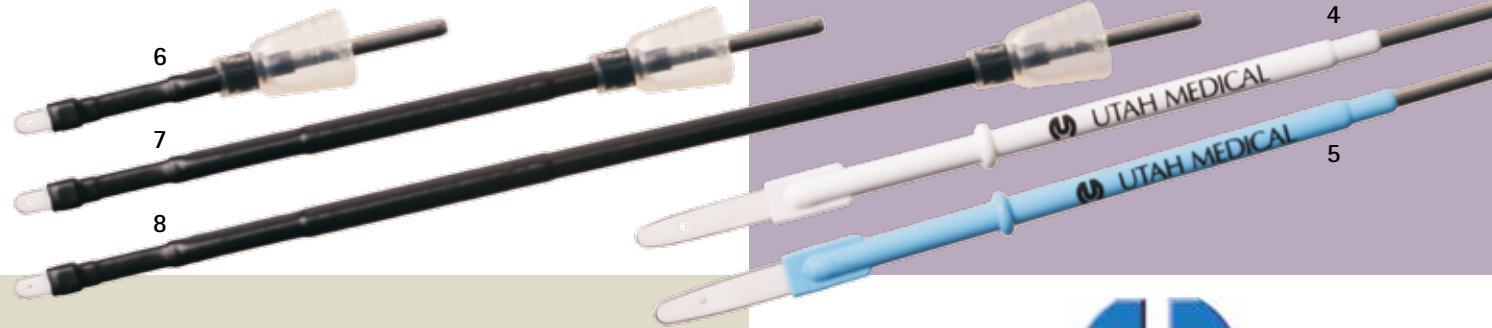


## Epitome® Scalpel

Order No	Description	Package
1	CBE-100 Epitome .4, standard 2" shaft	25 / box
2	CBE-200 Epitome .2, standard 2" shaft	25 / box
3	CBE-210 Bendable Epitome .2, standard 2" shaft	25 / box
4	CBE-250 Epitome .2, extended 4" shaft	25 / box
5	CBE-150 Epitome .4, extended 4" shaft	25 / box
6	CBE-220 Bendable Epitome .2, standard 2" shaft with ZapGuard™	10 / box
7	CBE-260 Bendable Epitome .2, extended 4" shaft with ZapGuard™	10 / box
8	CBE-270 Bendable Epitome .2, extended 6" shaft with ZapGuard™	10 / box

## OptiMicro™ Needle

Order No	Description	Package
9	DN-0800 OptiMicro Needle, 8cm long straight tip	10 / box
10	DN-0810 OptiMicro Needle, 8cm long straight tip with 10mm tip	10 / box
11	DN-0400 OptiMicro Needle, 4cm long straight tip	10 / box
12	DN-0300 OptiMicro Needle, 3cm long straight tip	10 / box
13	DN-0200 OptiMicro Needle, 2cm long straight tip	10 / box
14	DN-0345 OptiMicro Needle, 3cm long with 3mm long 45° tip	10 / box
15	DN-0445 OptiMicro Needle, 3cm long with 10mm long 45° tip	10 / box
16	DN-0245 OptiMicro Needle, 2cm long with 3mm long 45° tip	10 / box



Actual Sizes Shown

58157 rev 103018

Improving  
Plastic and  
Reconstructive  
Surgery Results



UTAH MEDICAL PRODUCTS

FEMCARE



*United States*

Utah Medical Products, Inc.  
7043 South 300 West  
Midvale, Utah 84047  
800.533.4984  
801.566.1200

*Europe*

Utah Medical Products Ltd.  
Athlone Business & Technology Park  
Garrycastle  
Athlone, Co. Westmeath, Ireland N37 XK74  
353.90.647.3932

Femcare Ltd.  
32 Premier Way  
Romsey, Hampshire SO51 9DQ  
United Kingdom  
44.1794.525.100

[www.utahmed.com](http://www.utahmed.com)

Products shown may not be available in all countries.  
Contact Utah Medical Products/Femcare for product availability in your area.



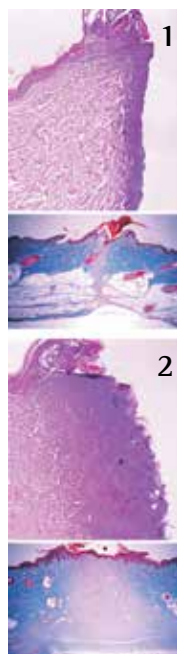
Precise results with electro-surgical tools are achieved by confining the electrical current to a specific and focused geometry. With this in mind, Utah Medical Products designed specialty precision electro-surgical electrodes that improve system performance and achieve excellent results for a range of plastic, cosmetic and reconstructive surgical procedures.

## EPITOME<sup>®</sup> SCALPEL

### Precise Dissection and Excision

The Epitome<sup>®</sup> Scalpel electrode uses a fine wire element at the edge of a non-conductive ceramic core to focus the current at the edge of the blade, resulting in clean tissue dissection with minimal thermal injury. Comparative histology (at right) of porcine skin incisions shows that Epitome (1) yields significantly reduced thermal injury and fibroplasia as compared to a standard electro-surgical tip incision (2). Providing the cutting precision exceeding that of a cold scalpel, cosmetic results comparable to a cold scalpel, and hemostasis of the electro-surgical modality, only Epitome can potentially provide:

- Rapid and precise cutting through dense breast tissue during reduction mammoplasty and mastectomy
- Rapid elevation of the abdominal flap that often eliminates seroma in abdominoplasty
- Reduced thermal tissue injury, yet easily dissects adipose tissue without increased power settings
- Minimized necrotic zone for reduced circulation complications in flaps



### Surgeon Praise for Epitome

"I get excellent results when I use Epitome. Not only do I get a precise cut during mammoplasty and abdominoplasty, but my procedure times are often reduced and I do not experience problems related to thermal injury or tissue necrosis."

Curtis Wong MD, Plastic Surgeon, Redding, CA

"I have never used a tip that cuts with such laser-like precision. The cutting motion is extremely smooth and effortless. It cuts through breast tissue like a scalpel but provides simultaneous hemostasis."

Scott W. Barttelbort MD, Plastic and Reconstructive Surgeon, San Diego, CA

"With Epitome, I see less blood loss and fewer wound healing problems, and I have also reduced my mastectomy procedures by 30 minutes."

Lois M. Sastic MD, General Surgeon, Oneonta, NY

"Epitome is an ingenious product! I see a stark difference in its ability to cut through fatty tissue, and I get less tissue trauma than with a standard electro-surgical blade tip."

Jerry W. Bains MD, Plastic and Reconstructive Surgeon, Phoenix, AZ

"Epitome represents a notable advance in electro-surgical technology. It provides a superior surgical tool compared with earlier model electro-scalpels in terms of handling and control and exhibits measurable improvements in post-operative incisional healing closely approaching characteristics of the traditional [brand name] cold scalpel blade."

Vore SJ, Wooden WA, et al, Comparative healing of surgical incisions created by a standard 'bovie', the Utah Medical Epitome electrode, and a Bard Parker cold scalpel blade in a porcine model: a pilot study. *Ann Plast Surg* 2002;49:635-45


## OptiMicro<sup>™</sup> Precision Electrodissection

### Microdissection with Unparalleled Results

The OptiMicro<sup>™</sup> Needle ultra-fine tip electro-surgical electrodes are designed to provide precise dissection without adverse thermal effects to yield excellent cosmetic results for small-scale procedures. These micro-needles have the finest geometry available. Because of their extremely small surface area, high current densities are achieved with very low power settings.

Utah Medical Products designed and manufactures the OptiMicro Needle to exacting standards, providing the discerning surgeon with important clinical benefits:

- Thermal tissue injury is virtually eliminated, allowing excellent healing results.
- Output power settings are very low, minimizing nerve and muscle cell stimulation and stray electro-surgical currents.
- Tungsten electrode withstands high current densities, and maintains sharpness throughout procedure.
- Substantially reduces smoke plume and odor compared to standard blade geometry tips.
- Provided sterile for immediate use.



Requirements: Quickly dissect dense tissue  
Hemostasis while cutting  
Precise approximation  
Minimize scarring

Electrode: Epitome CBE-200  
Settings: 25-50 W, Blend 1


Requirements: Quickly elevate abdominal flap  
Minimize fat necrosis  
Reduce smoke plume and odor

Electrode: Epitome CBE-100 or CBE-150  
Settings: 50-70 W, Blend 2, Blend 3, or Coag



Requirements: Minimize Scarring  
Quickly elevate flap  
Minimize fat necrosis  
Reduce smoke plume and odor

Electrode: Epitome CBE-100 or CBE-150  
Settings: 40-70 W, Blend 1 or 2



Requirements: Minimize flap damage  
Minimize scarring  
Hemostasis while cutting

Electrode: Epitome CBE-200  
Settings: 25-40 W, Blend 1



Requirements: Extended length to reach deep into pocket  
Short tip to limit peripheral injury and to limit depth of cut  
Eliminate risk of burn at pen junction  
Distal end malleability to aid with tip visualization  
Precisely dissect fibrous tissue

Electrode: Epitome CBE-270  
Settings: 30-40 W, Blend 1

Requirements: Pinpoint control for bilateral symmetry  
Low power settings to avoid nerve twitch  
Minimize scarring  
Hemostasis while cutting

Electrode: OptiMicro DN-0245  
Settings: 6-8 W: Blend 1 for dissection,  
Coag for tissue shrinkage



Requirements: Low power settings to avoid nerve twitch  
Minimize scarring  
Hemostasis while cutting

Electrode: OptiMicro DN-0200, DN-0245, or DN-0400 for extended reach  
Settings: 6-10 W, Blend 1

Power settings may vary, depending on system used and individual preference and technique

## Reduction Mammoplasty

## Abdominoplasty

## Panniculectomy

## Reconstruction Mammoplasty

## Capsulectomy

## Blepharoplasty

## Rhytidectomy